



Enchanted Realm

The Art Of Ganesh Pyne

DISCOVER MAP

Ganesh Pyne was an enigmatic artist in the Indian art scene, who created his own universe in his paintings.

He was born in Kolkata, in the East of India, and lived all of his life there.

In fact, events that he witnessed in the city became one of the prime reasons for him to choose painting as a profession!




Image: Uploaded by Hemontojoy on Wikimedia Commons, distributed under a CC-BY-SA 4.0 license.



Here's a quote by Ganesh Pyne about his beloved city:




"My childhood memories revolve around Kolkata. The sounds and smells of this city fill my being. I love Kolkata."



ENGAGE.

Has your own city inspired you in any way to get creative? Try creating something – could be a piece of music, an artwork, a poem, anything & everything – using your city as inspiration.




As a child, Pyne witnessed scenes of hatred, violence and death in the Kolkata riots of the early 20th century, which affected him deeply.


REFLECT.

This tragedy often takes the form of ghost-like figures, and the use of dark colours like browns and black in his work.

Can you find them in this painting? What do you think these elements symbolise?



How would you create the black texture you see here? What about the texture on the blue patch?



Pyne also grew up on the folktales, mythology and fairy tales of West Bengal, narrated by his grandmother. These were to later become part of his paintings as well.

THINK.

What role do you think can this figure portray in a fairy tale? What makes you say that?

If you could ask one question to the figure in the artwork, what would you ask?

Here is another example.

LOOK CLOSELY.

Why do you think the eyes of the man (and the horse!) are black and without pupils?

Does the texture of the background remind you of something you've seen in real life?

IMAGINE.

What do you think the story here might be? What role would this figure play in it? What makes you say that?



Head to our **Stories With Art extra** to bring some of Ganesh Pyne's characters to life and create your own fairy tale!

Over time, Pyne developed a signature style consisting of:

- precise lines
- use of a darker colour palette.
- use of a range of textures
- a mostly blank background.

Can you find all these elements in this work?

Anything else you noticed that we missed?



If you could give this painting a title, what would you call it?



Pyne's play and experiment with colours and textures often created innovative and amazing effects!

Consider this work, for example. How do you think the effect of light on the face is created?

IMAGINE.

What do you think the background of this work will feel like, if you could touch it? Go to the next page to experiment with creating textures!

CREATE.



Pyne's speciality was in experimenting with a variety of textures, and sometimes he created them using everyday materials that one can find around the house.

We took inspiration from Pyne and created some textures using household items too. Can you look closely and guess what materials we used?



It's time to make your own textures! Look around the house to find interesting articles that you can apply colour to and press on a surface. Use a small sketch-pad to make them, and create a texture library of your own!

BONUS!

Where will you use these textures and to make what? Maybe a gift for a loved one? An artwork for your room?



Do not forget to send us your creations at education@map-india.org or DM us on Instagram at [mapbangalore](https://www.instagram.com/mapbangalore)



As you have seen, Ganesh Pyne was a master at creating paintings that look like they are glowing from within! And he did this using his sharp sense of colours – isn't that cool?

He also experimented with layering, collaging, stamping and a variety of other methods and mediums.


LOOK CLOSELY.

- How many of these methods can you find in this work?
- What colours do you see?
- Can you spot any text?
- What do you think the story here is? What makes you say that?

Pyne's subject matter is as interesting as the making process. As you may recall, they referenced a variety of things from his daily life – a familiar poem, experiences from his childhood, stories he'd heard or even a fleeting visual that he may have encountered.

In his paintings however, they become fantastical compositions, shaped by his incredible imagination. What do you think could have inspired this artwork? Does it remind you of something that YOU know about, have seen or heard?

If this was a film poster, what do you think this film will be about?





Pyne was a private person and only came into the national spotlight when M.F. Husain named him the best painter in India.

However, during the early days of his career, Pyne did not have money to buy colours. So he only made pen and ink drawings. Head to our **Colouring Sheets Extra** to see some of these and have fun colouring them!

Ganesh Pyne died in 2013, but his work lives on in galleries across the world and in museums like MAP! Check out his works and other wonderful artists in our collection [here](#).



Boy with Torch, 1970, Ganesh Pyne,
Tempera on paper H. 68 cm, W. 64 cm
MAC.00689



Girl with plait, Undated
Ganesh Pyne, Mixed Media on Paper
H. 14 cm × W. 18 cm
MAC.01259




Boat, lotus and moon, 1968
Ganesh Pyne, Mix Media on paper
H. 53 cm × W. 60 cm
MAC.01141




Man on Horse, Undated
Ganesh Pyne, Tempera on board
H. cm × W. cm
MAC.01291



Collage with head, Undated
Ganesh Pyne, Collage
H. 32.5 cm × W. 27 cm
MAC.01303



Man Smoking, Undated
Ganesh Pyne, Mixed media on paper
H. 32.5 cm × W. 27 cm
MAC.01301



Girl with Flowers, 1966
Ganesh Pyne, Pen and ink on paper
H. 65 cm × W. 58.5 cm
MAC.00580



Nayika, 1989
Ganesh Pyne, Mixed media on paper
H. 50 cm × W. 48 cm
MAC.01357




MAP

Museum of Art
& Photography

MAP

Sua House
26/1 Kasturba Cross Road
Bangalore 560 001, India

map-india.org

 [museumofartandphotography](https://www.instagram.com/museumofartandphotography)

